


TKR COLLEGE OF ENGINEERING & TECHNOLOGY
16-2-751/A/31/C, Asmangadh, Malakpet, Hyderabad - 500 036
Statement Of Affairs as on 31 March 2023

PARTICULARS	SCH. NO	Amount(Rs) As on 31-Mar-23	Amount(Rs) As on 31-Mar-22
<u>I. SOURCES OF FUNDS</u>			
Corpus Fund		28,005,657	28,005,657
Reserves and Surplus	A	336,736,794	303,296,932
Secured Loans	B	-	-
Unsecured Loans	C	-	-
Current Liabilities	D	259,672,555	263,419,426
Total		624,415,006	594,722,015
<u>II. APPLICATION OF FUNDS</u>			
Fixed Assets			
Gross Block	E	426,082,464	409,558,080
Less: Depreciation		257,790,684	236,793,177
Net Block		168,291,780	172,764,903
Current Assets			
Cash and Bank Balances	F	11,335,547	68,150,590
Loans & Advances		444,676,987	353,706,522
Deposits		110,692	100,000
		456,123,226	421,957,112
Total		624,415,006	594,722,015
Notes forming part of the Accounts	M	-	

Per our report of even date

For **Y.Raghuram & Co.**
Chartered Accountants
FRN : 0094155




Y.Raghuram
Mem No : 022678


Place: Hyderabad
Date: 19.07.2023



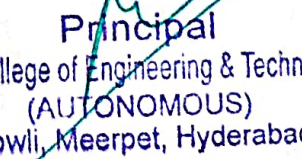
For T.K.R. Educational Society



T.Harinath Reddy
Secretary



T.Amarnath Reddy
Treasurer


Principal
TKR College of Engineering & Technology
(AUTONOMOUS)
Medbowli, Meerpet, Hyderabad-97.

TKR COLLEGE OF ENGINEERING & TECHNOLOGY
16-2-751/A/31/C, Asmangadh, Malakpet, Hyderabad - 500 036
Income & Expenditure Account for the Year Ended 31st March, 2023

PARTICULARS	SCH. NO	Amount(Rs) As on 31-Mar-23	Amount(Rs) As on 31-Mar-22
<u>I. INCOME</u>			
Fee Received	G	367,775,000	284,403,500
Other Income	H	29,137,339	23,070,710
Total Income (I)		396,912,339	307,474,210
<u>II. EXPENDITURE</u>			
Staff Costs	I	242,513,613	237,715,116
College Maintenance Costs	J	17,242,161	25,032,688
Interest and Bank Charges	K	7,624,334	2,472,426
Other Expenses	L	75,094,862	39,689,817
Depreciation	E	20,997,507	16,159,503
Total Expenditure (II)		363,472,477	321,069,550
Excess of Income over Expenditure (I - II)		33,439,862	(13,595,340)
Add: Brought Forward Profit		303,296,932	316,892,272
Profit Before Tax		336,736,794	303,296,932
Less: Provision for Tax		-	-
Profit Carried Over to Balance Sheet		336,736,794	303,296,932

Per our report of even date

For **Y.Raghuram & Co.**

Chartered Accountants

FRN : 0094155



Y.Raghuram

Mem No : 022678



Place: Hyderabad

Date: 19.07.2023

For T.K.R. Educational Society



T.Harinath Reddy


Secretary



T.Amarnath Reddy

Treasurer





Principal
TKR College of Engineering & Technology
(AUTONOMOUS)
Medbowli, Meerpet, Hyderabad-97.

TKR COLLEGE OF ENGINEERING & TECHNOLOGY
16-2-751/A/31/C, Asmangadh, Malakpet, Hyderabad - 500 036
Schedules Forming Part Of Statement of Affairs As On 31-03-2023

Particulars	Amount	Amount
	31-Mar-23	31-Mar-22
<u>Schedule : A - Reserves & Surplus</u>		
Opening Balance	303,296,932	316,892,272
Excess of Income over Expenditure for the year	33,439,862	(13,595,340)
	336,736,794	303,296,932
<u>Schedule : B - Secured Loans</u>		
Karur Vysya Bank	-	-
Karur Vysya Bank - Term Loan	-	-
Total Secured Loans	-	-
<u>Schedule : C - Unsecured Loans</u>		
Caution Deposits from Students	-	-
K V B - Loan (Computers)	-	-
K V B - Loan (Furniture)	-	-
TKR Farms	-	-
Total Unsecured Loans	-	-
<u>Schedule : D - Current Liabilities</u>		
<u>Sundry Creditors for Supplies & Expenses</u>		
Audit Fee Payable	76,700	47,200
Electricity Charges Payable	-	-
Exam Remuneration Payable	5,914	4,057
ESI Payable	10,479	17,061
PF Payable	41,970	51,969
Professional Tax Payable	100,150	59,450
Salaries Payable	252,843,965	256,823,582
Sundry Creditors	5,638,721	4,545,943
Jntu Advance supply fee payable	-	-
Telephone charges Payable	-	-
Professional Charges Payable	-	-
TDS Payable	954,656	1,870,164
Scholarships Refundable	-	-
Total Current Liabilities	259,672,555	263,419,426




Principal
 TKR College of Engineering & Technology
 (AUTONOMOUS)
 Medbowli, Meerpeth, Hyderabad-97.

TKR COLLEGE OF ENGINEERING & TECHNOLOGY
16-2-751/A/31/C, Asmangadh, Malakpet, Hyderabad - 500 036
Schedules Forming Part Of Statement of Affairs As On 31-03-2023

Particulars	Amount	Amount
	31-Mar-23	31-Mar-22
Schedule : F - Current Assets		
Deposits		
Deposit with Electricity Dept	-	-
Deposit with A I C T E	-	-
FDR's in Andhra Bank	-	-
FDR's in KVB	110,692	100,000
Security Deposit Amount	-	-
Interest Accrued on Fixed Deposits	-	-
Total Deposits	110,692	100,000
Cash and Bank Balances		
Cash-in-Hand	82,016	41,150
Bank Accounts		
Andhra Bank-168	-	-
SBI-,000041515366080	725,000	-
Karur Vysya Bank - 678	10,379	10,379
South Indian Bank - 00002	-	-
South Indian Bank - 00087	5,901	72,193
South Indian Bank-138	-	-
South Indian Bank - 00383	54,337	53,012
South Indian Bank - 00041	303,768	392,818
Karur Vysya Bank Autonomus-80	7,708,786	9,617,742
South Indian Bank - 3739	2,012,088	35,441,664
UBI-134112010000608	144,171	15,968,232
UBI-134112010000776	289,101	6,553,400
Total Cash and Bank Balances	11,335,547	68,150,590
Loans & Advances		
Branches & Divisions	208,719,805	226,152,550
Fee Receivable (Including Scholarships Receivable)	234,585,048	126,086,200
Income Tax Refundable	668,128	668,128
Other Advances	601,816	746,075
TDS Receivable	53,608	53,569
Salary Advances	48,582	-
Total Loans & Advances	444,676,987	353,706,522




(Signature)
Principal
TKR College of Engineering & Technology
(AUTONOMOUS)
Medbowli, Meerpeth, Hyderabad-97.

TKR COLLEGE OF ENGINEERING & TECHNOLOGY
 16-2-751/A/31/C, Asmangadh, Malakpet, Hyderabad - 500 036
 Schedules Forming Part Of Statement of Affairs As On 31-03-2023

Particulars	Amount	Amount
	31-Mar-23	31-Mar-22
<u>Schedule : G - Direct Income</u>		
Scholarships Received	141,415,000	96,710,700
Fees Received	226,360,000	187,692,800
	367,775,000	284,403,500
<u>Schedule : H - Indirect Income</u>		
Interest Received	327,073	191,850
Other Income	28,810,266	22,878,860
	29,137,339	23,070,710
<u>Schedule : I - Staff Costs</u>		
Salaries	242,120,141	237,465,291
Staff Welfare	393,472	249,825
	242,513,613	237,715,116
<u>Schedule : J - College Maintenance Costs</u>		
Computer Maintenance Charges	1,270,013	1,442,791
College Maintenance	3,995,008	6,196,909
House Keeping Expense	1,500,000	1,025,000
Lab Chemicals	201,877	14,677
Library Recurring Expenses	122,839	-
Office Expenses	142,530	3,063,732
JNTU Fee	5,531,000	12,180,950
Other Fees Paid	2,648,814	1,108,629
Fee Repayments	1,830,080	-
	17,242,161	25,032,688
<u>Schedule : K - Finance Charges</u>		
Bank Charges	382,622	101,393
Interest on Secured Loans	6,493,269	1,494,671
Interest on Vehicle Loans	721,498	403,634
Other Interest & Loan Processing Charges	26,945	472,728
Total Finance Costs	7,624,334	2,472,426




Principal
 TKR College of Engineering & Technology
 (AUTONOMOUS)
 Medbowli, Meerpet, Hyderabad-97.

TKR COLLEGE OF ENGINEERING & TECHNOLOGY
 16-2-751/A/31/C, Asmangadh, Malakpet, Hyderabad - 500 036
 Schedules Forming Part Of Statement of Affairs As On 31-03-2023

Particulars	Amount	Amount
	31-Mar-23	31-Mar-22
Schedule : L - Other Expenses		
Administrative Expenses	353,716	393,816
Audit Fee	76,700	47,200
Advertisement Expenses	376,041	359,189
Annual Day Expences	108,000	
Consultancy / Remuneration to staff	849,406	73,860
Conveyance	63,249	900
Donations	4,853,557	105,408
Journals& Subscriptions	640,926	1,496,699
Faculty Development Program	84,050	
Electricity Charges	5,256,999	3,306,583
Honorarium	377,600	35,000
ESI Employer Contribution	144,522	169,950
Insurance Expenses	1,923,006	1,015,166
Newspapers & Periodicals	43,064	33,010
Printing & Stationery	3,372,156	2,538,110
Professional Charges	11,031,942	10,077,502
Income Tax Return Filling Charges	-	18,788
PF Admin Charges	23,782	21,344
PF Employer's Contribution	264,617	276,561
Postage, Telephone & Internet	374,850	310,337
Rent, Rates & Taxes & Penalties	32,869,689	2,316,025
Repairs & Maintenance	1,601,210	8,977,739
Repairs to Building	2,555,031	4,186,406
Seminars	22,300	-
Sponsorships	975,000	
SERB Expences	137,385	
Travelling Expenses	1,296,800	470,000
Vehicle Maintenance Expenses	5,419,264	3,460,224
Young Scientists Expenditure	-	-
Crediores Debit & Credit Written off	-	-
Total Other Expenses	75,094,862	39,689,817




Principal
 TKR College of Engineering & Technology
 (AUTONOMOUS)
 Medbowli, Meerpet, Hyderabad-97.

TKRCET

S/NO	Description of the Asset	Gross Block as on 01/04/2022	ADDITIONS		Deletions	Gross Block as on 31/03/2023	Rate	Upto 01/04/2022	DEPRECIATION			NET BLOCK	
			Before 30/09/2022	After 01/10/2022					Current Year	Upto 31/03/2023	As on 31/03/2023	As on 31/03/2022	
1	Land	-	-	-	-	-	0%	-	-	-	-	-	-
2	Buildings	208,442,851	978,177	7,698,032	-	209,421,060	5%	84,349,733	6,204,655	90,534,408	117,888,443	124,093,098	
3	Computers	62,178,781	-	-	70,854,990	40%	42,650,447	9,742,211	52,392,658	13,462,332	19,528,334	19,528,334	
4	Server	1,131,800	-	-	1,131,800	40%	58,000	429,520	487,520	644,280	1,073,800	1,073,800	
5	UTS	6,102,398	-	-	6,102,398	40%	6,094,433	3,186	6,097,619	4,779	9,237,119	771,795	
6	Furnitures & Fixtures	27,922,225	625,105	1,819,673	30,367,003	10%	20,204,630	925,254	21,129,884	8,169,270	920,4078	920,4078	
7	Lab Equipments	38,907,796	382,669	22,200	39,312,665	15%	29,703,718	1,439,677	31,143,395	548,872	2,734,1	291,695	
8	Sports Equipments	796,813	-	-	796,813	15%	505,118	43,754	13,127,352	6,738,925	1,058,868	41,688,15,98	
9	Office Equipments	16,409,532	29,900	3,427,045	19,866,477	15%	12,240,716	886,836	12,777,707	19,917,005	4,156,791	12,457,27	
10	Vehicles	13,836,575	-	-	13,836,575	15%	12,590,848	186,859	722,881	19,917,005	599,281	4388,792	
11	Library	23,282,916	138,945	142,935	24,084,796	15%	19,194,124	722,881	19,917,005	599,281	800,561	800,561	
12	Computer Software	9,351,393	198,240	-	10,149,633	40%	9,150,832	399,530	9,350,352	-	-	-	
13	Maat Lights	-	772,263	-	954,963	10%	-	-	-	954,963	117,794	117,794	
14	Capital Work in Progress	95,000	-	182,700	181,500	0%	-	-	-	-	-	44442	
15	R O Plant	409,558,080	-	86,500	428,082,264	15%	50,538	13,134	63,712	168,291,780	172,764,903	172,764,903	
	Total		3,148,299	13,379,085	428,082,264		286,793,177	20,997,507	257,790,684	168,291,780	172,764,903		




Principal
 TKR College of Engineering & Technology
 (AUTONOMOUS)
 Medbowli, Meerpet, Hyderabad-97.