

40401
40401

Infrastructure

TKR COLLEGE OF ENGINEERING & TECHNOLOGY
16-2-751/A/31/C, Asmangadh, Malakpet, Hyderabad - 500 036
Statement Of Affairs as on 31 March 2022


PARTICULARS	SCH. NO	Amount(Rs) As on 31-Mar-22	Amount(Rs) As on 31-Mar-21
<u>I. SOURCES OF FUNDS</u>			
Corpus Fund		28,005,657	28,005,657
Reserves and Surplus	A	303,296,932	316,892,272
Secured Loans	B	-	-
Unsecured Loans	C	-	-
Current Liabilities	D	263,419,426	273,709,136
Total		594,722,015	618,607,065
<u>II. APPLICATION OF FUNDS</u>			
Fixed Assets			
Gross Block	E	409,558,080	387,331,291
Less: Depreciation		236,793,177	220,633,674
Net Block		172,764,903	166,697,617
Current Assets			
Cash and Bank Balances	F	68,150,590	35,052,965
Loans & Advances		353,706,522	416,856,483
Deposits		100,000	-
		421,957,112	451,909,448
Total		594,722,015	618,607,065
Notes forming part of the Accounts	M	-	

Per our report of even date

For **Y.Raghuram & Co.**

Chartered Accountants

FRN : 009415S



Y.Raghuram

Mem No : 022678

Place: Hyderabad

Date: 29.09.2022



For T.K.R. Educational Society




T.Harinath Reddy

Secretary



T.Amarnath Reddy

Treasurer


PRINCIPAL
TKR College of Engineering & Technology
(AUTONOMOUS)
Medbowli, Meerpet, Hyderabad- 500097.

TKR COLLEGE OF ENGINEERING & TECHNOLOGY
16-2-751/A/31/C, Asmangadh, Malakpet, Hyderabad - 500 036
Income & Expenditure Account for the Year Ended 31st March, 2022


PARTICULARS	SCH. NO	Amount(Rs) As on 31-Mar-22	Amount(Rs) As on 31-Mar-21
<u>I. INCOME</u>			
Fee Received	G	284,403,500	254,218,000
Other Income	H	23,070,710	15,508,172
Total Income (I)		307,474,210	269,726,172
<u>II. EXPENDITURE</u>			
Staff Costs	I	237,715,116	168,947,120
College Maintenance Costs	J	25,032,688	7,255,883
Interest and Bank Charges	K	2,472,426	3,960,311
Other Expenses	L	39,689,817	34,084,036
Depreciation	E	16,159,503	12,535,693
Total Expenditure (II)		321,069,550	226,783,043
Excess of Income over Expenditure (I - II)		(13,595,340)	42,943,129
Add: Brought Forward Profit		316,892,272	273,949,143
Profit Before Tax		303,296,932	316,892,272
Less: Provision for Tax		-	-
Profit Carried Over to Balance Sheet		303,296,932	316,892,272

Per our report of even date

For **Y.Raghuram & Co.**

Chartered Accountants

FRN : 009415S



Y.Raghuram

Mem No : 022678



Place: Hyderabad

Date: 29.09.2022

For T.K.R. Educational Society



T. Harinath Reddy


Secretary



T. Amarnath Reddy

Treasurer




PRINCIPAL
TKR College of Engineering & Technology
(AUTONOMOUS)
Medbowli, Meerpet, Hyderabad- 500097.


TKR COLLEGE OF ENGINEERING & TECHNOLOGY
16-2-751/A/31/C, Asmangadh, Malakpet, Hyderabad - 500 036
Schedules Forming Part Of Statement of Affairs As On 31-03-2022

Particulars	Amount	Amount
	31-Mar-22	31-Mar-21
<u>Schedule : A - Reserves & Surplus</u>		
Opening Balance	316,892,272	273,949,143
Excess of Income over Expenditure for the year	(13,595,340)	42,943,129
	303,296,932	316,892,272
<u>Schedule : B - Secured Loans</u>		
Karur Vysya Bank	-	-
Karur Vysya Bank - Term Loan	-	-
Total Secured Loans	-	-
<u>Schedule : C - Unsecured Loans</u>		
Caution Deposits from Students	-	-
K V B - Loan (Computers)	-	-
K V B - Loan (Furniture)	-	-
TKR Farms	-	-
Total Unsecured Loans	-	-
<u>Schedule : D - Current Liabilities</u>		
<u>Sundry Creditors for Supplies & Expenses</u>		
Audit Fee Payable	47,200	220,500
Electricity Charges Payable	-	-
Exam Remuneration Payable	4,057	223,633
ESI Payable	17,061	16,138
PF Payable	51,969	43,965
Professional Tax Payable	59,450	105,600
Salaries Payable	256,823,582	264,290,098
Sundry Creditors	4,545,943	6,809,070
Jntu Advance supply fee payable	-	-
Telephone charges Payable	-	-
Professional Charges Payable	-	-
TDS Payable	1,870,164	2,000,132
Scholarships Refundable	-	-
Total Current Liabilities	263,419,426	273,709,136


PRINCIPAL
TKR College of Engineering & Technology
(AUTONOMOUS)
Medbowli, Meerpet, Hyderabad- 500097.


TKR COLLEGE OF ENGINEERING & TECHNOLOGY
16-2-751/A/31/C, Asmangadh, Malakpet, Hyderabad - 500 036
Schedules Forming Part Of Statement of Affairs As On 31-03-2022

Particulars	Amount	Amount
	31-Mar-22	31-Mar-21
<u>Schedule : F - Current Assets</u>		
Deposits		
Deposit with Electricity Dept	-	-
Deposit with A I C T E	-	-
FDR's in Andhra Bank	-	-
FDR's in KVB	100,000	-
Security Deposit Amount	-	-
Interest Accrued on Fixed Deposits	-	-
Total Deposits	100,000	-
<u>Cash and Bank Balances</u>		
Cash-in-Hand	41,150	121,944
Bank Accounts		
Andhra Bank-168	-	28,384,289
Karur Vysya Bank - new account	-	-
Karur Vysya Bank - 678	10,379	10,379
South Indian Bank - 00002	-	2,073,839
South Indian Bank - 00087	72,193	7,002
South Indian Bank-138	-	4,948
South Indian Bank - 00383	53,012	51,784
South Indian Bank - 00041	392,818	1,010,464
Karur Vysya Bank Autonomus-80	9,617,742	3,388,316
South Indian Bank - 3739	35,441,664	-
UBI-134112010000608	15,968,232	-
UBI-134112010000776	6,553,400	-
Total Cash and Bank Balances	68,150,590	35,052,965
<u>Loans & Advances</u>		
Branches & Divisions	226,152,550	285,390,719
Fee Receivable (Including Scholarships Receivable)	126,086,200	127,825,923
Income Tax Refundable	668,128	668,128
Other Advances	746,075	2,937,255
TDS Receivable	53,569	34,458
Total Loans & Advances	353,706,522	416,856,483


PRINCIPAL
TKR College of Engineering & Technology
(AUTONOMOUS)
Medbowli, Meerpet, Hyderabad- 500097.


TKR COLLEGE OF ENGINEERING & TECHNOLOGY
16-2-751/A/31/C, Asmangadh, Malakpet, Hyderabad - 500 036
Schedules Forming Part of Profit & Loss A/c for the year ending 31-03-2022

Particulars	Amount	Amount
	31-Mar-22	31-Mar-21
<u>Schedule : G - Direct Income</u>		
Scholarships Received	96,710,700	110,696,300
Fees Received	187,692,800	143,521,700
	284,403,500	254,218,000
<u>Schedule : H - Indirect Income</u>		
Interest Received	191,850	1,977
Other Income	22,878,860	15,506,195
	23,070,710	15,508,172
<u>Schedule : I - Staff Costs</u>		
Salaries	237,465,291	168,743,066
Staff Welfare	249,825	204,054
	237,715,116	168,947,120
<u>Schedule : J - College Maintenance Costs</u>		
Computer Maintenance Charges	1,442,791	99,304
College Maintenance	6,196,909	1,561,298
House Keeping Expense	1,025,000	707,190
Lab Chemicals	14,677	-
Library Recurring Expenses	-	-
Office Expenses	3,063,732	627,716
JNTU Fee	12,180,950	4,102,963
Other Fees Paid	1,108,629	157,412
	25,032,688	7,255,883
<u>Schedule : K - Finance Charges</u>		
Bank Charges	101,393	376,917
Interest on Secured Loans	1,494,671	3,523,900
Interest on Vehicle Loans	403,634	29,727
Other Interest & Loan Processing Charges	472,728	29,767
Total Finance Costs	2,472,426	3,960,311


PRINCIPAL
 TKR College of Engineering & Technology
 (AUTONOMOUS)
 Medbowli, Meerpet, Hyderabad- 500097.

TKR COLLEGE OF ENGINEERING & TECHNOLOGY
 16-2-751/A/31/C, Asmangadh, Malakpet, Hyderabad - 500 036
Schedules Forming Part of Profit & Loss A/c for the year ending 31-03-2022

Particulars	Amount	Amount
	31-Mar-22	31-Mar-21
Schedule : L - Other Expenses		
Administrative Expenses	393,816	352,152
Audit Fee	47,200	25,000
Advertisement Expenses	359,189	556,966
Consultancy / Remuneration to staff	73,860	-
Conveyance	900	457
Donations & Subscriptions	1,602,107	151,474
Electricity Charges	3,306,583	2,044,809
Honorarium	35,000	435,592
ESI Employer Contribution	169,950	131,257
Insurance Expenses	1,015,166	434,946
Newspapers & Periodicals	33,010	29,624
Printing & Stationery	2,538,110	2,646,319
Professional Charges	10,077,502	4,594,891
Income Tax Return Filling Charges	18,788	-
PF Admin Charges	21,344	15,279
PF Employer's Contribution	276,561	219,436
Postage, Telephone & Internet	310,337	256,721
Rent, Rates & Taxes & Penalties	2,316,025	2,578,172
Repairs & Maintenance	8,977,739	297,949
Repairs to Building	2,934,985	
R&D Expenditure	1,251,421	1,124,510
Travelling Expenses	470,000	5,751
Vehicle Maintenance Expenses	3,460,224	1,023,409
Young Scientists Expenditure	-	-
Creditores Debit & Credit Written off	-	17,159,322
Total Other Expenses	39,689,817	34,084,036


PRINCIPAL
 TKR College of Engineering & Technology
 (AUTONOMOUS)
 Medbowli, Meerpet, Hyderabad- 500097.

TKRCET

S.NO	Description of the Asset	GROSS BLOCK				DEPRECIATION			NET BLOCK			
		Gross Block as on 01/04/2021	ADDITIONS		Deletions	Gross Block as on 31/03/2022	Rate	Upto 01/04/2021	Current Year	Upto 31/03/2022	As on 31/03/2022	As on 31/03/2021
			Before 30/09/2021	After 01/10/2021								
1	Land	-	-	-	-	0%	-	-	-	-	-	104161904
2	Buildings	178,095,467	-	-	178,095,467	5%	79,141,658	5,208,095	84,349,753	93,745,714	19,528,334	3203857
3	Computers	41,581,881	2,360,000	18,236,900	62,178,781	40%	36,777,524	5,872,923	42,650,447	19,528,334	1,073,800	-
4	Server	58,000	1,073,800	-	1,131,800	40%	58,000	-	58,000	1,073,800	7,965	39823
5	UPS	6,102,398	-	-	6,102,398	40%	6,078,504	15,929	6,094,433	7,717,595	9,204,078	9461173
6	Furnitures & Fixtures	27,922,225	-	-	27,922,225	10%	19,258,513	1,897,166	20,204,630	9,204,078	29,703,718	12,294,731
7	Lab Equipments	38,554,753	353,043	-	38,907,796	15%	27,806,552	62,506	505,118	291,695	416,707	4792818.98
8	Sports Equipments	796,813	-	-	796,813	15%	442,612	718,923	12,240,716	4,168,816	1,245,727	1779611
9	Office Equipments	16,409,532	-	-	16,409,532	15%	11,521,793	266,942	12,590,848	4,588,792	800,561	6170972
10	Vehicles	13,836,575	-	-	13,836,575	15%	23,782,916	941,024	19,194,124	91,50,832	30,347,384	550886
11	Library	23,579,870	-	-	23,579,870	10%	8,930,478	-	-	-	-	-
12	Computer Software	9,951,393	1,998	201,048	9,951,393	40%	-	-	-	-	-	-
13	Mast Lights	-	-	-	-	0%	-	-	-	-	-	-
14	Capital Work in Progress	30,347,384	-	-	30,347,384	0%	-	-	-	-	-	-
15	R.O Plant	95,000	-	-	95,000	15%	41,034	9,524	50,558	30,347,384	44,442	29546067
	Total	387,331,291	3,788,841	18,437,948	409,558,080		220,633,674	16,195,503	236,793,177	172,764,903	63,490	172,482,040


PRINCIPAL
 TKR College of Engineering & Technology
 (AUTONOMOUS)
 Medbowli, Meerpet, Hyderabad- 500097.

TKR COLLEGE OF ENGINEERING & TECHNOLOGY
16-2-751/A/31/C, Asmangadh, Malakpet, Hyderabad - 500 036
Statement Of Affairs as on 31 March 2021

PARTICULARS	SCH. NO	Amount(Rs) As on 31-Mar-21	Amount(Rs) As on 31-Mar-20
<u>I. SOURCES OF FUNDS</u>			
Corpus Fund		28,005,657	28,005,657
Reserves and Surplus	A	316,892,272	273,949,143
Secured Loans	B	-	-
Unsecured Loans	C	-	641,100
Current Liabilities	D	273,709,136	188,272,155
Total		618,607,065	490,868,055
<u>II. APPLICATION OF FUNDS</u>			
Fixed Assets			
Gross Block	E	387,331,291	380,580,021
Less: Depreciation		220,633,674	208,097,981
Net Block		166,697,617	172,482,040
Current Assets			
Cash and Bank Balances	F	35,052,965	9,329,827
Loans & Advances		416,856,483	309,056,188
Deposits		-	-
		451,909,448	318,386,015
Total		618,607,065	490,868,055
Notes forming part of the Accounts	M	-	-

Per our report of even date

For **Y.Raghuram & Co.**
Chartered Accountants
FRN : 009415S



Y.Raghuram
Mem No : 022678

Place: Hyderabad
Date: 31.12.2021



For T.K.R. Educational Society



T.Harinath Reddy
Secretary



T.Amarnath Reddy
Treasurer


PRINCIPAL
TKR College of Engineering & Technology
(AUTONOMOUS)
Medbowli, Meerpet, Hyderabad- 500097.

TKR COLLEGE OF ENGINEERING & TECHNOLOGY
16-2-751/A/31/C, Asmangadh, Malakpet, Hyderabad - 500 036
Income & Expenditure Account for the Year Ended 31st March, 2021


PARTICULARS	SCH. NO	Amount(Rs) As on 31-Mar-21	Amount(Rs) As on 31-Mar-20
<u>I. INCOME</u>			
Fee Received	G	254,218,000	235,192,200
Other Income	H	15,508,172	14,438,560
Total Income (I)		269,726,172	249,630,760
<u>II. EXPENDITURE</u>			
Staff Costs	I	168,947,120	164,136,187
College Maintenance Costs	J	7,255,883	6,016,097
Interest and Bank Charges	K	3,960,311	4,416,661
Other Expenses	L	34,084,036	48,984,113
Depreciation	E	12,535,693	12,768,693
Total Expenditure (II)		226,783,043	236,321,751
Excess of Income over Expenditure (I - II)		42,943,129	13,309,009
Add: Brought Forward Profit		273,949,143	260,640,134
Profit Before Tax		316,892,272	273,949,143
Less: Provision for Tax		-	-
Profit Carried Over to Balance Sheet		316,892,272	273,949,143

Per our report of even date

For **Y.Raghuram & Co.**

Chartered Accountants

FRN : 009415S



Y.Raghuram

Mem No : 022678

Place: Hyderabad

Date: 31.12.2021



For T.K.R. Educational Society



T.Harinath Reddy
Secretary




T. Anjan Kumar
Treasurer




PRINCIPAL

**TKR College of Engineering & Technology
(AUTONOMOUS)**

Medbowli, Meerpet, Hyderabad- 500097.


TKR COLLEGE OF ENGINEERING & TECHNOLOGY
16-2-751/A/31/C, Asmangadh, Malakpet, Hyderabad - 500 036
Schedules Forming Part Of Statement of Affairs As On 31-03-2021

Particulars	Amount	Amount
	31-Mar-21	31-Mar-20
<u>Schedule : A - Reserves & Surplus</u>		
Opening Balance	273,949,143	260,640,134
Excess of Income over Expenditure for the year	42,943,129	13,309,009
	316,892,272	273,949,143
<u>Schedule : B - Secured Loans</u>		
Karur Vysya Bank	-	-
Karur Vysya Bank - Term Loan	-	-
Total Secured Loans	-	-
<u>Schedule : C - Unsecured Loans</u>		
Caution Deposits from Students	-	1,541,100
K V B - Loan (Computers)	-	-
K V B - Loan (Furniture)	-	-
TKR Farms	-	(900,000)
Total Unsecured Loans	-	641,100
<u>Schedule : D - Current Liabilities</u>		
<u>Sundry Creditors for Supplies & Expenses</u>		
Audit Fee Payable	220,500	225,000
Electricity Charges Payable	-	-
Exam Remuneration Payable	223,633	-
ESI Payable	16,138	8,566
PF Payable	43,965	33,797
Professional Tax Payable	105,600	116,950
Salaries Payable	264,290,098	178,229,856
Sundry Creditors	6,809,070	8,213,703
Jntu Advance supply fee payable	-	656,363
Telephone charges Payable	-	-
Professional Charges Payable	-	10,804
TDS Payable	2,000,132	777,116
Scholarships Refundable	-	-
Total Current Liabilities	273,709,136	188,272,155


PRINCIPAL
TKR College of Engineering & Technology
(AUTONOMOUS)
Medbowli, Meerpet, Hyderabad- 500007

TKR COLLEGE OF ENGINEERING & TECHNOLOGY
16-2-751/A/31/C, Asmangadh, Malakpet, Hyderabad - 500 036
Schedules Forming Part Of Statement of Affairs As On 31-03-2021

Particulars	Amount	Amount
	31-Mar-21	31-Mar-20
<u>Schedule : F - Current Assets</u>		
Deposits		
Deposit with Electricity Dept	-	-
Deposit with A I C T E	-	-
FDR's in Andhra Bank	-	-
Interest Accrued on Fixed Deposits	-	-
Total Deposits	-	-
<u>Cash and Bank Balances</u>		
Cash-in-Hand	121,944	172,131
Bank Accounts		
Andhra Bank-168	28,384,289	6,728,084
Karur Vysya Bank - new account	-	-
Karur Vysya Bank - 678	10,379	10,383
South Indian Bank - 00002	2,073,839	1,753,022
South Indian Bank - 00087	7,002	51,279
South Indian Bank-138	4,948	111,882
South Indian Bank - 00383	51,784	50,532
South Indian Bank - 00041	1,010,464	6,422
Karur Vysya Bank Autonomus-80	3,388,316	446,092
Total Cash and Bank Balances	35,052,965	9,329,827
<u>Loans & Advances</u>		
Branches & Divisions	285,390,719	217,489,838
Fee Receivable (Including Scholarships Receivable)	127,825,923	90,099,668
Income Tax Refundable	668,128	668,128
Other Advances	2,937,255	750,000
TDS Receivable	34,458	31,802
Salary Advances	-	-
Insurance Premium	-	-
Eduquity Career Technologies Private Limited	-	16,752
Sanprints	-	-
Total Loans & Advances	416,856,483	309,056,188


PRINCIPAL
TKR College of Engineering & Technology
(AUTONOMOUS)
Medbowli, Meerpet, Hyderabad- 500097.

TKR COLLEGE OF ENGINEERING & TECHNOLOGY
16-2-751/A/31/C, Asmangadh, Malakpet, Hyderabad - 500 036
Schedules Forming Part of Profit & Loss A/c for the year ending 31-03-2021


Particulars	Amount	Amount
	31-Mar-21	31-Mar-20
<u>Schedule : G - Direct Income</u>		
Scholarships Received	110,696,300	99,930,700
Fees Received	143,521,700	135,261,500
	254,218,000	235,192,200
<u>Schedule : H - Indirect Income</u>		
Interest Received	1,977	2,158
Other Income	15,506,195	14,436,402
	15,508,172	14,438,560
<u>Schedule : I - Staff Costs</u>		
Salaries	168,743,066	163,673,396
Staff Welfare	204,054	462,791
	168,947,120	164,136,187
<u>Schedule : J - College Maintenance Costs</u>		
Computer Maintenance Charges	99,304	33,080
College Maintenance	1,561,298	599,666
House Keeping Expense	707,190	520,000
Lab Chemicals	-	21,879
Library Recurring Expenses	-	27,946
Office Expenses	627,716	371,594
JNTU Fee	4,102,963	2,262,026
Other Fees Paid	157,412	2,179,906
Fee Repayments	-	-
	7,255,883	6,016,097
<u>Schedule : K - Finance Charges</u>		
Bank Charges	376,917	35,378
Interest on Secured Loans	3,523,900	3,916,187
Interest on Equipment Loans	-	-
Interest on Vehicle Loans	29,727	430,043
Other Interest & Loan Processing Charges	29,767	35,053
Total Finance Costs	3,960,311	4,416,661



PRINCIPAL
TKR College of Engineering & Technology
(AUTONOMOUS)
Medbowli, Meerpet, Hyderabad- 500097.


TKR COLLEGE OF ENGINEERING & TECHNOLOGY
16-2-751/A/31/C, Asmangadh, Malakpet, Hyderabad - 500 036
Schedules Forming Part of Profit & Loss A/c for the year ending 31-03-2021

Particulars	Amount	Amount
	31-Mar-21	31-Mar-20
Schedule : L - Other Expenses		
Administrative Expenses	352,152	450,393
Audit Fee	25,000	25,000
Advertisement Expenses	556,966	273,588
Consultancy / Remuneration to staff	-	-
Conveyance	457	17,824
Donations & Subscriptions	151,474	584,500
Electricity Charges	2,044,809	4,427,564
Examination Expenses	-	-
Honorarium	435,592	-
ESI Employer Contribution	131,257	172,531
Insurance Expenses	434,946	368,792
Newspapers & Periodicals	29,624	67,500
Printing & Stationery	2,646,319	3,026,633
Professional Charges	4,594,891	6,211,421
Income Tax Return Filling Charges	-	-
PF Admin Charges	15,279	11,804
PF Employer's Contribution	219,436	195,963
Postage, Telephone & Internet	256,721	539,383
Rent, Rates & Taxes & Penalties	2,578,172	-
Repairs & Maintenance	297,949	198,133
R&D Expenditure	1,124,510	560,541
Seminars	-	-
Travelling Expenses	5,751	193,512
Vehicle Maintenance Expenses	1,023,409	1,156,288
Young Scientists Expenditure	-	-
Creditores Debit & Credit Written off	17,159,322	30,502,743
Total Other Expenses	34,084,036	48,984,113


PRINCIPAL
TKR College of Engineering & Technology
(AUTONOMOUS)
Medbowli, Meerpet, Hyderabad- 500097.

TKRCET

S.NO	Description of the Asset	Gross Block as on 01/04/2020	ADDITIONS		Deletions	Gross Block as on 31/03/2021	Rate	Upto 01/04/2020	DEPRECIATION		NET BLOCK	
			Before 30/09/2020	After 01/10/2020					Current Year	Upto 31/03/2021	As on 31/03/2021	As on 31/03/2020
1	Land	-	-	-	-	-	-	-	-	-	-	104161904
2	Buildings	178,095,467	-	-	-	178,095,467	0%	79,141,658	-	98,953,809	-	98,953,809
3	Computers	37,966,477	51,400	3,564,004	-	41,581,881	40%	34,762,620	36,777,524	4,804,357	-	4,804,357
4	Server	58,000	-	-	-	58,000	40%	58,000	58,000	-	-	-
5	UPS	6,102,398	-	-	-	6,102,398	40%	6,062,575	6,078,504	15,929	-	23,894
6	Furnitures & Fixtures	27,765,745	-	156,480	-	27,922,225	10%	18,304,572	19,258,513	953,941	-	953,941
7	Lab Equipments	38,207,540	313,225	33,988	-	38,554,753	15%	25,912,809	27,806,552	1,893,743	-	1,893,743
8	Sports Equipments	796,813	-	-	-	796,813	15%	380,106	442,612	62,506	-	62,506
9	Office Equipments	15,529,702	-	879,830	-	16,409,532	15%	10,736,883	11,521,793	784,910	-	784,910
10	Vehicles	13,836,575	-	-	-	13,836,575	15%	12,056,964	12,323,906	266,942	-	266,942
11	Library	23,491,823	-	88,047	-	23,579,870	15%	17,320,851	18,253,100	932,249	-	932,249
12	Computer Software	9,088,414	-	862,979	-	9,951,393	40%	8,537,528	8,930,478	392,950	-	392,950
13	Maat Lights	29,546,067	225,689	575,628	-	30,347,384	10%	-	-	-	-	-
14	Capital Work in Progress	95,000	-	-	-	95,000	0%	-	-	-	-	-
15	R.O Plant	380,580,021	590,314	6,160,956	-	387,331,291	15%	31,510	41,034	9,524	-	30,347,384
	Total											
			590,314	6,160,956	-	387,331,291		208,097,981	220,633,674	12,535,693	166,697,617	172,482,040


PRINCIPAL
TKR College of Engineering & Technology
(AUTONOMOUS)
Medbowli, Meerpet, Hyderabad- 500097.

TKR COLLEGE OF ENGINEERING & TECHNOLOGY
16-2-751/A/31/C, Asmangadh, Malakpet, Hyderabad - 500 036
Statement Of Affairs Provisional as on 31 March 2020

PARTICULARS	SCH. NO	Amount(Rs) As on 31-Mar-20	Amount(Rs) As on 31-Mar-19
<u>I. SOURCES OF FUNDS</u>			
Corpus Fund		28,005,657	28,005,657
Reserves and Surplus	A	273,949,143	260,640,134
Secured Loans	B	-	-
Unsecured Loans	C	641,100	641,100
Current Liabilities	D	188,272,155	170,800,640
Total		490,868,055	460,087,531
<u>II. APPLICATION OF FUNDS</u>			
Fixed Assets			
Gross Block	E	380,580,021	375,890,773
Less: Depreciation		208,097,981	195,329,288
Net Block		172,482,040	180,561,485
Current Assets			
Cash and Bank Balances	F	9,329,827	6,539,593
Loans & Advances		309,056,188	272,986,453
Deposits		-	-
		318,386,015	279,526,046
Total		490,868,055	460,087,531
Notes forming part of the Accounts	M	-	-

As per our report of even date

For T.K.R. Educational Society


Chartered Accountants
FRN : 009415S



Y.Siva Harisha
Mem No : 226481




Place: Hyderabad
Date: 11-12-2020




T.Harinath Reddy
Secretary


T.Amarnath Reddy
Treasurer


PRINCIPAL
TKR College of Engineering & Technology
(AUTONOMOUS)
Medbowli, Meerpet, Hyderabad-500097.

TKR COLLEGE OF ENGINEERING & TECHNOLOGY
16-2-751/A/31/C, Asmangadh, Malakpet, Hyderabad - 500 036
Income & Expenditure Account for the Year Ended 31st March, 2020

PARTICULARS	SCH. NO	Amount(Rs) As on 31-Mar-20	Amount(Rs) As on 31-Mar-19
<u>I. INCOME</u>			
Fee Received	G	235,192,200	221,413,525
Other Income	H	14,438,560	9,184,964
Total Income (I)		249,630,760	230,598,489
<u>II. EXPENDITURE</u>			
Staff Costs	I	164,136,187	190,433,962
College Maintenance Costs	J	6,016,097	6,774,307
Interest and Bank Charges	K	4,416,661	6,834,535
Other Expenses	L	48,984,113	19,364,772
Depreciation	E	12,768,693	13,748,238
Total Expenditure (II)		236,321,751	237,155,814
Excess of Income over Expenditure (I - II)		13,309,009	(6,557,325)
Add: Brought Forward Profit		260,640,134	267,197,459
Profit Before Tax		273,949,143	260,640,134
Less: Provision for Tax		-	-
Profit Carried Over to Balance Sheet		273,949,143	260,640,134


As per our report of even date


For T.K.R. Educational Society

Chartered Accountants
FRN : 009415S



Y. Siva Harisha
Mem No : 226481




T. Harinath Reddy
Secretary



T. Amarnath Reddy
Treasurer

Place: Hyderabad
Date: 11-12-2020


PRINCIPAL
TKR College of Engineering & Technology
(AUTONOMOUS)
Medbowli, Meerpet, Hyderabad- 500097.


TKR COLLEGE OF ENGINEERING & TECHNOLOGY
16-2-751/A/31/C, Asmangadh, Malakpet, Hyderabad - 500 036
Schedules Forming Part Of Statement of Affairs As On 31-03-2020

Particulars	Amount	Amount
	31-Mar-20	31-Mar-19
<u>Schedule : A - Reserves & Surplus</u>		
Opening Balance	260,640,134	267,197,459
Excess of Income over Expenditure for the year	13,309,009	(6,557,325)
	273,949,143	260,640,134
<u>Schedule : B - Secured Loans</u>		
Karur Vysya Bank	-	-
Karur Vysya Bank - Term Loan	-	-
Total Secured Loans	-	-
<u>Schedule : C - Unsecured Loans</u>		
Caution Deposits from Students	1,541,100	1,541,100
K V B - Loan (Computers)	-	-
K V B - Loan (Furniture)	-	-
TKR Farms	(900,000)	(900,000)
Total Unsecured Loans	641,100	641,100
<u>Schedule : D - Current Liabilities</u>		
<u>Sundry Creditors for Supplies & Expenses</u>		
Audit Fee Payable	225,000	200,000
Electricity Charges Payable	-	455,055
ESI Payable	8,566	22,755
PF Payable	33,797	29,953
Professional Tax Payable	116,950	54,200
Salaries Payable	178,229,856	151,676,111
Sundry Creditors	8,213,703	13,842,357
Jntu Advance supply fee payable	656,363	1,926,860
Telephone charges Payable	-	-
Professional Charges Payable	10,804	-
TDS Payable	777,116	1,632,298
Scholarships Refundable	-	961,051
Total Current Liabilities	188,272,155	170,800,640


PRINCIPAL
 TKR College of Engineering & Technology
 (AUTONOMOUS)
 Medbowli, Meerpet, Hyderabad- 500097.

TKR COLLEGE OF ENGINEERING & TECHNOLOGY
 16-2-751/A/31/C, Asmangadh, Malakpet, Hyderabad - 500 036
 Schedules Forming Part Of Statement of Affairs As On 31-03-2020

Particulars	Amount	Amount
	31-Mar-20	31-Mar-19
<u>Schedule : F - Current Assets</u>		
Deposits		
Deposit with Electricity Dept	-	-
Deposit with A I C T E	-	-
FDR's in Andhra Bank	-	-
Interest Accrued on Fixed Deposits	-	-
Total Deposits	-	-
<u>Cash and Bank Balances</u>		
Cash-in-Hand	172,131	3,960
Bank Accounts		
Andhra Bank-168	6,728,084	1,188,891
Karur Vysya Bank - new account	-	10,000
Karur Vysya Bank - 678	10,383	308,791
South Indian Bank - 00002	1,753,022	4,581,019
South Indian Bank - 00087	51,279	68,340
South Indian Bank-138	111,882	
South Indian Bank - 00383	50,532	48,832
South Indian Bank - 00041	6,422	6,424
Karur Vysya Bank Autonomus-80	446,092	323,336
Total Cash and Bank Balances	9,329,827	6,539,593
<u>Loans & Advances</u>		
Branches & Divisions	217,489,838	164,972,675
Fee Receivable (Including Scholarships Receivable)	90,099,668	107,178,898
Income Tax Refundable	668,128	626,986
Other Advances	750,000	150,000
TDS Receivable	31,802	41,142
Salary Advances	-	-
Insurance Premium	-	-
Eduquity Career Technologies Private Limited	16,752	16,752
Total Loans & Advances	309,056,188	272,986,453


PRINCIPAL
 TKR College of Engineering & Technology
 (AUTONOMOUS)
 Medbowli, Meerpet, Hyderabad- 500097.

TKR COLLEGE OF ENGINEERING & TECHNOLOGY
 16-2-751/A/31/C, Asmangadh, Malakpet, Hyderabad - 500 036
 Schedules Forming Part of Profit & Loss A/c for the year ending 31-03-2020

Particulars	Amount	
	31-Mar-20	
<u>Schedule : G - Direct Income</u>		
Scholarships Received	99,930,700	98,250,700
Fees Received	135,261,500	123,162,825
	235,192,200	221,413,525
<u>Schedule : H - Indirect Income</u>		
Interest Received	2,158	2,385
Other Income	14,436,402	9,182,579
	14,438,560	9,184,964
<u>Schedule : I - Staff Costs</u>		
Salaries	163,673,396	190,381,189
Staff Welfare	462,791	52,773
	164,136,187	190,433,962
<u>Schedule : J - College Maintenance Costs</u>		
Computer Maintenance Charges	33,080	100,990
College Maintenance	599,666	1,733,276
House Keeping Expense	520,000	480,000
Lab Chemicals	21,879	119,346
Library Recurring Expenses	27,946	
Office Expenses	371,594	212,294
JNTU Fee	2,262,026	2,466,303
Other Fees Paid	2,179,906	1,593,598
Fee Repayments	-	68,500
	6,016,097	6,774,307
<u>Schedule : K - Finance Charges</u>		
Bank Charges	35,378	503,492
Interest on Secured Loans	3,916,187	6,147,399
Interest on Equipment Loans	-	-
Interest on Vehicle Loans	430,043	182,830
Other Interest & Loan Processing Charges	35,053	814
Total Finance Costs	4,416,661	6,834,535


PRINCIPAL
 TKR College of Engineering & Technology
 (AUTONOMOUS)
 Medbowli, Meerpet, Hyderabad- 500097.

TKR COLLEGE OF ENGINEERING & TECHNOLOGY
 16-2-751/A/31/C, Asmangadh, Malakpet, Hyderabad - 500 036
Schedules Forming Part of Profit & Loss A/c for the year ending 31-03-2020

Particulars	Amount	Amount
	31-Mar-20	31-Mar-19
Schedule : L - Other Expenses		
Administrative Expenses	450,393	189,974
Audit Fee	25,000	37,500
Advertisement Expenses	273,588	1,165,936
Consultancy / Remuneration to staff	-	1,924,390
Conveyance	17,824	147,295
Donations & Subscriptions	584,500	460,808
Electricity Charges	4,427,564	4,152,733
Examination Expenses	-	-
Honorarium	-	-
ESI Employer Contribution	172,531	235,784
Insurance Expenses	368,792	864,535
Newspapers & Periodicals	67,500	37,435
Printing & Stationery	3,026,633	1,263,453
Professional Charges	6,211,421	4,609,199
Income Tax Return Filling Charges	-	-
PF Admin Charges	11,804	13,441
PF Employer's Contribution	195,963	199,966
Postage, Telephone & Internet	539,383	552,280
Rent, Rates & Taxes & Penalties	-	-
Repairs & Maintenance	198,133	321,855
R&D Expenditure	560,541	1,261,520
Seminars	-	7,500
Travelling Expenses	193,512	36,258
Vehicle Maintenance Expenses	1,156,288	1,882,910
Young Scientists Expenditure	-	-
Creditores Debit & Credit Written off	30,502,743	-
Total Other Expenses	48,984,113	19,364,772


PRINCIPAL
 TKR College of Engineering & Technology
 (AUTONOMOUS)
 Medbowli, Meerpet, Hyderabad- 500097.

TKRCET

S.NO	Description of the Asset	GROSS BLOCK				Rate	DEPRECIATION			NET BLOCK		
		Gross Block as on 01/04/2019	ADDITIONS	Deletions	Gross Block as on 31/03/2020		Upto 01/04/2019	Current Year	Upto 31/03/2020	As on 31/03/2020	As on 31/03/2019	
1	Land	-	-	-	-	0%	-	-	-	-	-	-
2	Buildings	178,095,467	-	-	178,095,467	5%	68,451,357	5,482,206	73,933,563	104,161,904	109,644,110	
3	Computers	35,664,284	148,765	2,153,428	37,966,477	40%	33,344,524	1,418,096	34,762,620	3,203,857	2,319,760	
4	Server	58,000	-	-	58,000	40%	57,998	2	58,000	-	-	
5	UPS	6,102,398	-	-	6,102,398	40%	6,036,027	26,548	6,062,575	39,823	66,371	
6	Furnitures & Fixtures	27,765,745	-	-	27,765,745	10%	17,253,330	1,051,242	18,304,572	9,461,173	10,512,415	
7	Lab Equipments	37,701,650	192,210	313,680	38,207,540	15%	23,770,828	2,141,981	25,912,809	12,294,731	13,930,822	
8	Sports Equipments	673,129	123,684	-	796,813	15%	306,569	73,537	380,106	416,707	366,560	
9	Office Equipments	14,845,595	472,196	211,911	15,529,702	15%	9,909,790	827,093	10,736,883	4,792,819	4,935,805	
10	Vehicles	13,836,575	-	-	13,836,575	15%	11,742,915	314,049	12,056,964	1,779,611	2,093,660	
11	Library	23,194,898	15,801	281,124	23,491,823	15%	16,256,661	1,064,190	17,320,851	6,170,972	6,938,237	
12	Computer Software	9,062,278	-	26,136	9,088,414	40%	8,178,983	358,545	8,537,528	550,886	883,295	
13	Mast Lights	-	-	-	-	10%	-	-	-	-	-	-
14	Capital Work in Progress	28,795,754	567,466	182,847	29,546,067	0%	-	-	-	29,546,067	28,795,754	
15	R.O Plant	95,000	-	-	95,000	15%	20,306	11,204	31,510	63,490	74,694	
	Total	375,890,773	1,520,122	3,169,126	380,580,021		195,329,288	12,768,693	208,097,981	172,482,040	180,561,485	


PRINCIPAL
TKR College of Engineering & Technology
(AUTONOMOUS)
Medbowli, Meerpet, Hyderabad- 500097.

TKR COLLEGE OF ENGINEERING & TECHNOLOGY
16-2-751/A/31/C, Asmangadh, Malakpet, Hyderabad - 500 036
Statement Of Affairs as on 31 March 2019

PARTICULARS	SCH. NO	Amount(Rs) As on 31-Mar-19	Amount(Rs) As on 31-Mar-18
<u>I. SOURCES OF FUNDS</u>			
Corpus Fund		28,005,657	28,005,657
Reserves and Surplus	A	260,640,134	267,197,459
Secured Loans	B	-	-
Unsecured Loans	C	641,100	1,541,100
Current Liabilities	D	170,800,640	145,705,636
Total		460,087,531	442,449,852
<u>II. APPLICATION OF FUNDS</u>			
Fixed Assets			
Gross Block	E	375,890,773	371,916,556
Less: Depreciation		195,329,288	181,581,050
Net Block		180,561,485	190,335,506
Current Assets			
Cash and Bank Balances	F	6,539,593	15,488,961
Loans & Advances		272,986,453	236,625,385
Deposits		-	-
		279,526,046	252,114,346
Total		460,087,531	442,449,852
Notes forming part of the Accounts	M	-	-

Per our report of even date
For **Y.Raghuram & Co.**
Chartered Accountants
FRN : 009415S


Y.Raghuram
Mem No : 022678


Place: Hyderabad
Date: 30.09.2019




For T.K.R. College of Engineering & Technology




T.Harinath Reddy
Secretary


T.Amarnath Reddy
Treasurer


PRINCIPAL
TKR College of Engineering & Technology
(AUTONOMOUS)
Medbowli, Meerpet, Hyderabad- 500097.

TKR COLLEGE OF ENGINEERING & TECHNOLOGY
16-2-751/A/31/C, Asmangadh, Malakpet, Hyderabad - 500 036
Income & Expenditure Account for the Year Ended 31st March, 2019


PARTICULARS	SCH. NO	Amount(Rs) As on 31-Mar-19	Amount(Rs) As on 31-Mar-18
<u>I. INCOME</u>			
Fee Received	G	221,413,525	200,305,575
Other Income	H	9,184,964	5,282,576
Total Income (I)		230,598,489	205,588,151
<u>II. EXPENDITURE</u>			
Staff Costs	I	190,433,962	190,314,536
College Maintenance Costs	J	6,774,307	10,170,733
Interest and Bank Charges	K	6,834,535	5,927,605
Other Expenses	L	19,364,772	16,860,066
Depreciation	E	13,748,238	14,350,893
Total Expenditure (II)		237,155,814	237,623,833
Excess of Income over Expenditure (I - II)		(6,557,325)	(32,035,682)
Add: Brought Forward Profit		267,197,459	299,233,141
Profit Before Tax		260,640,134	267,197,459
Less: Provision for Tax		-	-
Profit Carried Over to Balance Sheet		260,640,134	267,197,459

Per our report of even date

For **Y.Raghuram & Co.**

Chartered Accountants

FRN : 0094155



Y.Raghuram


Mem No : 022678

Place: Hyderabad

Date: 30.09.2019



For T.K.R. College of Engineering & Technology



T.Harinath Reddy
Secretary




T.Amarnath Reddy
Treasurer

PRINCIPAL

TKR College of Engineering & Technology
(AUTONOMOUS)

Medbowli, Meerpet, Hyderabad- 500097.


TKR COLLEGE OF ENGINEERING & TECHNOLOGY
16-2-751/A/31/C, Asmangadh, Malakpet, Hyderabad - 500 036
Schedules Forming Part Of Statement of Affairs As On 31-03-2019

Particulars	Amount	Amount
	31-Mar-19	31-Mar-18
<u>Schedule : A - Reserves & Surplus</u>		
Opening Balance	267,197,459	299,233,141
Excess of Income over Expenditure for the year	(6,557,325)	(32,035,682)
	260,640,134	267,197,459
<u>Schedule : B - Secured Loans</u>		
Karur Vysya Bank	-	-
Karur Vysya Bank - Term Loan	-	-
Total Secured Loans	-	-
<u>Schedule : C - Unsecured Loans</u>		
Caution Deposits from Students	1,541,100	1,541,100
K V B - Loan (Computers)	-	-
K V B - Loan (Furniture)	-	-
TKR Farms	(900,000)	-
Total Unsecured Loans	641,100	1,541,100
<u>Schedule : D - Current Liabilities</u>		
<u>Sundry Creditors for Supplies & Expenses</u>		
Audit Fee Payable	200,000	162,500
Electricity Charges Payable	455,055	392,871
ESI Payable	22,755	26,219
PF Payable	29,953	24,592
Professional Tax Payable	54,200	61,650
Salaries Payable	151,676,111	127,754,787
Sundry Creditors	13,842,357	15,100,914
Jntu Advance supply fee payable	1,926,860	-
Telephone charges Payable	-	-
TDS Payable	1,632,298	972,452
Scholarships Refundable	961,051	1,209,651
Total Current Liabilities	170,800,640	145,705,636


PRINCIPAL
 TKR College of Engineering & Technology
 (AUTONOMOUS)
 Medbowli, Meerpet, Hyderabad- 500097.


TKR COLLEGE OF ENGINEERING & TECHNOLOGY
16-2-751/A/31/C, Asmangadh, Malakpet, Hyderabad - 500 036
Schedules Forming Part Of Statement of Affairs As On 31-03-2019

Particulars	Amount	Amount
	31-Mar-19	31-Mar-18
Schedule : F - Current Assets		
Deposits		
Deposit with Electricity Dept	-	-
Deposit with A I C T E	-	-
FDR's in Andhra Bank	-	-
Interest Accrued on Fixed Deposits	-	-
Total Deposits	-	-
Cash and Bank Balances		
Cash-in-Hand	3,960	203,069
Bank Accounts		
Andhra Bank-168	1,188,891	2,672,454
Karur Vysya Bank - new account	10,000	10,000
Karur Vysya Bank - 678	308,791	81,656
South Indian Bank - 00002	4,581,019	11,727,358
South Indian Bank - 00087	68,340	101,450
South Indian Bank - 00383	48,832	57,092
South Indian Bank - 00041	6,424	127,518
Karur Vysya Bank Autonomus-80	323,336	508,364
Total Cash and Bank Balances	6,539,593	15,488,961
Loans & Advances		
Branches & Divisions	164,972,675	130,660,710
Fee Receivable (Including Scholarships Receivable)	107,178,898	105,170,935
Income Tax Refundable	626,986	626,986
Other Advances	150,000	150,000
TDS Receivable	41,142	-
Salary Advances	-	-
Eduquity Career Technologies Private Limited	16,752	16,752
Total Loans & Advances	272,986,453	236,625,383


PRINCIPAL
 TKR College of Engineering & Technology
 (AUTONOMOUS)
 Medbowli, Meerpet, Hyderabad- 500097.


TKR COLLEGE OF ENGINEERING & TECHNOLOGY
 16-2-751/A/31/C, Asmangadh, Malakpet, Hyderabad - 500 036
Schedules Forming Part of Profit & Loss A/c for the year ending 31-03-2019

Particulars	Amount	Amount
	31-Mar-19	31-Mar-18
<u>Schedule : G - Direct Income</u>		
Scholarships Received	98,250,700	95,018,700
Fees Received	123,162,825	105,286,875
	221,413,525	200,305,575
<u>Schedule : H - Indirect Income</u>		
Interest Received	2,385	33,084
Other Income	9,182,579	5,249,492
	9,184,964	5,282,576
<u>Schedule : I - Staff Costs</u>		
Salaries	190,381,189	190,213,842
Staff Welfare	52,773	100,694
	190,433,962	190,314,536
<u>Schedule : J - College Maintenance Costs</u>		
Computer Maintenance Charges	100,990	61,100
College Maintenance	1,733,276	2,199,499
House Keeping Expense	480,000	620,200
Lab Chemicals	119,346	935,615
Office Expenses	212,294	78,100
JNTU Fee	2,466,303	4,786,179
Other Fees Paid	1,593,598	997,340
Fee Repayments	68,500	492,700
	6,774,307	10,170,733
<u>Schedule : K - Finance Charges</u>		
Bank Charges	503,492	296,827
Interest on Secured Loans	6,147,399	5,245,984
Interest on Equipment Loans	-	-
Interest on Vehicle Loans	182,830	384,794
Other Interest & Loan Processing Charges	814	-
Total Finance Costs	6,834,535	5,927,605



PRINCIPAL
 TKR College of Engineering & Technology
 (AUTONOMOUS)
 Medbowli, Meerpet, Hyderabad- 500097.

TKR COLLEGE OF ENGINEERING & TECHNOLOGY
 16-2-751/A/31/C, Asmangadh, Malakpet, Hyderabad - 500 036
Schedules Forming Part of Profit & Loss A/c for the year ending 31-03-2019

Particulars	Amount	Amount
	31-Mar-19	31-Mar-18
Schedule : L - Other Expenses		
Administrative Expenses	189,974	319,713
Audit Fee	37,500	50,000
Advertisement Expenses	1,165,936	1,034,029
Consultancy / Remuneration to staff	1,924,390	414,377
Conveyance	147,295	123,055
Donations & Subscriptions	460,808	67,881
Electricity Charges	4,152,733	3,673,939
Examination Expenses	-	-
Honorarium	-	-
ESI Employer Contribution	235,784	281,193
Insurance Expenses	864,535	507,790
Newspapers & Periodicals	37,435	34,765
Printing & Stationery	1,263,453	3,303,016
Professional Charges	4,609,199	1,915,109
Income Tax Return Filling Charges	-	-
PF Admin Charges	13,441	13,454
PF Employer's Contribution	199,966	228,653
Postage, Telephone & Internet	552,280	588,502
Rent, Rates & Taxes & Penalties	-	399,959
Repairs & Maintenance	321,855	987,765
R&D Expenditure	1,261,520	1,125,412
Seminars	7,500	-
Travelling Expenses	36,258	366,918
Vehicle Maintenance Expenses	1,882,910	1,424,536
Young Scientists Expenditure	-	-
Creditores Debit & Credit Written off	-	-
Total Other Expenses	19,364,772	16,860,066


PRINCIPAL
 TKR College of Engineering & Technology
 (AUTONOMOUS)
 Medbowli, Meerpet, Hyderabad- 500097.

S.NO	Description of the Asset	GROSS BLOCK				DEPRECIATION			NET BLOCK			
		Gross Block as on 01/04/2018	ADDITIONS		Deletions	Gross Block as on 31/03/2019	Rate	Upto 01/04/2018	Current Year	Upto 31/03/2019	As on 31/03/2019	As on 31/03/2018
			Before 30/09/2018	After 01/10/2018								
1	Land	-	-	-	-	0%	-	-	-	-	-	
2	Buildings	178,095,467	-	-	178,095,467	5%	62,680,614	5,770,743	68,451,357	109,644,110	115,414,853	
3	Computers	35,448,593	215,691	-	35,664,284	40%	31,798,018	1,546,506	33,344,524	2,319,760	3,650,575	
4	Server	58,000	-	-	58,000	40%	57,997	1	57,998	2	3	
5	UPS	6,097,298	5,100	-	6,102,398	40%	5,991,779	44,248	6,036,027	66,371	105,519	
6	Furnitures & Fixtures	27,765,745	-	-	27,765,745	10%	16,085,284	1,168,046	17,253,330	10,512,415	11,680,461	
7	Lab Equipments	36,182,821	-	-	37,701,650	15%	21,446,462	2,324,366	23,770,828	13,930,822	14,736,359	
8	Sports Equipments	673,129	1,518,829	-	673,129	15%	241,882	64,687	306,569	366,560	431,247	
9	Office Equipments	14,362,845	450,000	-	14,845,595	15%	9,041,655	868,135	9,909,790	4,935,805	5,321,190	
10	Vehicles	13,836,575	32,750	-	13,836,575	15%	11,373,446	369,469	11,742,915	2,093,660	2,463,129	
11	Library	22,701,371	81,264	-	23,194,898	15%	15,068,642	1,188,019	16,256,661	6,938,237	7,632,729	
12	Computer Software	8,114,597	353,600	-	9,062,278	40%	7,788,146	390,837	8,178,983	883,295	326,451	
13	Mast Lights	-	-	-	-	10%	-	-	-	-	-	
14	Capital Work in Progress	28,485,115	291,446	-	28,795,754	0%	-	-	-	28,795,754	28,485,115	
15	R.O Plant	95,000	-	-	95,000	15%	7,125	13,181	20,306	74,694	87,875	
	Total	371,916,556	1,397,101	2,577,116	375,890,773		181,581,050	13,748,238	195,329,288	180,561,485	190,335,506	


PRINCIPAL
 TKR College of Engineering & Technology
 (AUTONOMOUS)
 Medbowli, Meerpet, Hyderabad-500097.

TKR COLLEGE OF ENGINEERING & TECHNOLOGY
16-2-751/A/31/C, Asmangadh, Malakpet, Hyderabad - 500 036
Statement Of Affairs as on 31st March 2018

PARTICULARS	SCH. NO	Amount(Rs) As on 31-Mar-18	Amount(Rs) As on 31-Mar-17
<u>I. SOURCES OF FUNDS</u>			
Corpus Fund		28,005,657	28,005,657
Reserves and Surplus	A	267,197,459	299,233,141
Secured Loans	B	-	-
Unsecured Loans	C	1,541,100	1,541,100
Current Liabilities	D	145,705,636	141,686,913
Total		442,449,852	470,466,811
<u>II. APPLICATION OF FUNDS</u>			
Fixed Assets			
Gross Block	E	371,916,556	355,108,131
Less: Depreciation		181,581,050	167,230,157
Net Block		190,335,506	187,877,974
Current Assets			
Cash and Bank Balances	F	15,488,961	30,479,647
Loans & Advances		236,625,385	252,109,194
Deposits		-	-
		252,114,346	282,588,841
Total		442,449,852	470,466,811
Notes forming part of the Accounts	M	-	-

Per our report of even date
For Y Raghuram & Co.,
Chartered Accountants
FRN : 001478S




Y Raghuram
Partner
Mem No : 022678

Hyderabad
Date : 03.09.2018



For T.K.R. College of Engineering & Technology



T.Harinath Reddy
Secretary



T.Amarnath Reddy
Treasurer

PRINCIPAL
TKR College of Engineering & Technology
(AUTONOMOUS)
Medbowli, Meerpet, Hyderabad- 500097.

TKR COLLEGE OF ENGINEERING & TECHNOLOGY
16-2-751/A/31/C, Asmangadh, Malakpet, Hyderabad - 500 036
Income & Expenditure Account for the Year Ended 31st March, 2018

PARTICULARS	SCH. NO	Amount(Rs) As on 31-Mar-18	Amount(Rs) As on 31-Mar-17
<u>I. INCOME</u>			
Fee Received	G	200,305,575	218,836,080
Other Income	H	5,282,576	4,569,533
Total Income (I)		205,588,151	223,405,613
<u>II. EXPENDITURE</u>			
Staff Costs	I	190,314,536	179,921,692
College Maintenance Costs	J	10,170,733	20,169,496
Interest and Bank Charges	K	5,927,605	6,805,730
Other Expenses	L	16,860,066	15,822,221
Depreciation	E	14,350,893	14,332,224
Total Expenditure (II)		237,623,833	237,051,363
Excess of Income over Expenditure (I - II)		(32,035,682)	(13,645,750)
Add: Brought Forward Profit		299,233,141	312,878,891
Profit Before Tax		267,197,459	299,233,141
Less: Provision for Tax		-	-
Profit Carried Over to Balance Sheet		267,197,459	299,233,141


Per our report of even date
For Y Raghuram & Co.,
Chartered Accountants
FRN : 001478S


Y Raghuram
Partner
Mem No : 022678


Hyderabad
Date : 03.09.2018



For T.K.R. College of Engineering & Technology



T. Harinath Reddy
Secretary


I. Amarnath Reddy
Treasurer


PRINCIPAL
TKR College of Engineering & Technology
(AUTONOMOUS)
Medbowli, Meerpet, Hyderabad- 500097.


TKR COLLEGE OF ENGINEERING & TECHNOLOGY
16-2-751/A/31/C, Asmangadh, Malakpet, Hyderabad - 500 036
Schedules Forming Part Of Statement of Affairs As On 31-03-2018

Particulars	Amount	Amount
	31-Mar-18	31-Mar-17
<u>Schedule : A - Reserves & Surplus</u>		
Opening Balance	299,233,141	312,878,891
Excess of Income over Expenditure for the year	(32,035,682)	(13,645,750)
	267,197,459	299,233,141
<u>Schedule : B - Secured Loans</u>		
Karur Vysya Bank	-	-
Karur Vysya Bank - Term Loan	-	-
Total Secured Loans	-	-
<u>Schedule : C - Unsecured Loans</u>		
Caution Deposits from Students	1,541,100	1,541,100
K V B - Loan (Computers)	-	-
K V B - Loan (Furniture)	-	-
Total Unsecured Loans	1,541,100	1,541,100
<u>Schedule : D - Current Liabilities</u>		
<u>Sundry Creditors for Supplies & Expenses</u>		
Audit Fee Payable	162,500	112,500
Electricity Charges Payable	392,871	319,022
ESI Payable	26,219	13,805
PF Payable	24,592	23,616
Professional Tax Payable	61,650	63,600
Salaries Payable	127,754,787	121,052,257
Sundry Creditors	15,100,914	15,882,824
Telephone charges Payable	-	-
TDS Payable	972,452	1,010,888
Scholarships Refundable	1,209,651	3,208,401
Total Current Liabilities	145,705,636	141,686,913


PRINCIPAL
 TKR College of Engineering & Technology
 (AUTONOMOUS)
 Medbowli, Meerpet, Hyderabad- 500097.

TKR COLLEGE OF ENGINEERING & TECHNOLOGY
16-2-751/A/31/C, Asmangadh, Malakpet, Hyderabad - 500 036
Schedules Forming Part Of Statement of Affairs As On 31-03-2018

Particulars	Amount	Amount
	31-Mar-18	31-Mar-17
<u>Schedule : F - Current Assets</u>		
Deposits		
Deposit with Electricity Dept	-	-
Deposit with A I C T E	-	-
FDR's in Andhra Bank	-	-
Interest Accrued on Fixed Deposits	-	-
Total Deposits	-	-
<u>Cash and Bank Balances</u>		
Cash-in-Hand	203,069	314,376
Bank Accounts		
Andhra Bank-168	2,672,454	21,149,941
Karur Vysya Bank - new account	10,000	10,000
Karur Vysya Bank - 678	81,656	49,656
South Indian Bank - 00002	11,727,358	8,742,382
South Indian Bank - 00087	101,450	54,643
South Indian Bank - 00383	57,092	74,330
South Indian Bank - 00041	127,518	84,320
Karur Vysya Bank Autonomus-80	508,364	
Total Cash and Bank Balances	15,488,961	30,479,647
<u>Loans & Advances</u>		
Branches & Divisions	130,660,710	113,145,057
Fee Receivable (Including Scholarships Receivable)	105,170,935	138,320,400
Income Tax Refundable	626,986	592,953
Other Advances	150,000	-
TDS Receivable	-	34,033
Salary Advances	-	-
Eduquity Career Technologies Private Limited	16,752	16,752
Total Loans & Advances	236,625,383	252,109,194


PRINCIPAL
 TKR College of Engineering & Technology
 (AUTONOMOUS)
 Medbowli, Meerpet, Hyderabad- 500097.


TKR COLLEGE OF ENGINEERING & TECHNOLOGY
 16-2-751/A/31/C, Asmangadh, Malakpet, Hyderabad - 500 036
Schedules Forming Part of Profit & Loss A/c for the year ending 31-03-2018

Particulars	Amount	Amount
	31-Mar-18	31-Mar-17
<u>Schedule : G - Direct Income</u>		
Scholarships Received	95,018,700	99,749,300
Fees Received	105,286,875	119,086,780
	200,305,575	218,836,080
<u>Schedule : H - Indirect Income</u>		
Interest Received	33,084	357,033
Other Income	5,249,492	4,212,500
	5,282,576	4,569,533
<u>Schedule : I - Staff Costs</u>		
Salaries	190,213,842	179,736,809
Staff Welfare	100,694	184,883
	190,314,536	179,921,692
<u>Schedule : J - College Maintenance Costs</u>		
Computer Maintenance Charges	61,100	611,900
College Maintenance	2,199,499	3,109,475
House Keeping Expense	620,200	1,218,521
Lab Chemicals	935,615	361,146
Office Expenses	78,100	370,346
JNTU Fee	4,786,179	12,692,092
Other Fees Paid	997,340	978,566
Fee Repayments	492,700	827,450
	10,170,733	20,169,496
<u>Schedule : K - Finance Charges</u>		
Bank Charges	296,827	361,846
Interest on Secured Loans	5,245,984	5,967,791
Interest on Equipment Loans	-	-
Interest on Vehicle Loans	384,794	476,094
Other Interest & Loan Processing Charges	-	-
Total Finance Costs	5,927,605	6,805,730


PRINCIPAL
 TKR College of Engineering & Technology
 (AUTONOMOUS)
 Medbowli, Meerpet, Hyderabad-500097.

TKR COLLEGE OF ENGINEERING & TECHNOLOGY
 16-2-751/A/31/C, Asmangadh, Malakpet, Hyderabad - 500 036
Schedules Forming Part of Profit & Loss A/c for the year ending 31-03-2018

Particulars	Amount	Amount
	31-Mar-18	31-Mar-17
Schedule : L - Other Expenses		
Administrative Expenses	319,713	647,376
Audit Fee	50,000	50,000
Advertisement Expenses	1,034,029	852,466
Consultancy / Remuneration to staff	414,377	-
Conveyance	123,055	10,422
Donations & Subscriptions	67,881	1,008,257
Electricity Charges	3,673,939	3,209,723
Examination Expenses	-	23,160
Honorarium	-	-
ESI Employer Contribution	281,193	119,123
Insurance Expenses	507,790	470,098
Newspapers & Periodicals	34,765	23,725
Printing & Stationery	3,303,016	576,768
Professional Charges	1,915,109	5,508,614
Income Tax Return Filling Charges	-	-
PF Admin Charges	13,454	20,006
PF Employer's Contribution	228,653	194,193
Postage, Telephone & Internet	588,502	599,090
Rent, Rates & Taxes & Penalties	399,959	101,326
Repairs & Maintenance	987,765	273,313
R&D Expenditure	1,125,412	-
Seminars	-	-
Travelling Expenses	366,918	544,634
Vehicle Maintenance Expenses	1,424,536	1,938,293
Young Scientists Expenditure	-	37,565
Creditores Debit & Credit Written off	-	(385,930)
Total Other Expenses	16,860,066	15,822,221


PRINCIPAL
 TKR College of Engineering & Technology
 (AUTONOMOUS)
 Medbowli, Meerpet, Hyderabad- 500097.

TKRCET

S.NO	Description of the Asset	GROSS BLOCK		Rate	DEPRECIATION			NET BLOCK	
		ADDITIONS			Upto 01/04/2017	Current Year	Upto 31/03/2018	As on 31/03/2018	As on 31/03/2017
		Before 30/09/2017	After 01/10/2017						
1	Land	-	-	0%	-	-	-	-	-
2	Buildings	178,095,467	-	5%	56,268,678	6,411,936	62,680,614	115,414,853	128,238,725
3	Computers	31,565,309	1,153,624	40%	29,931,074	1,866,944	31,798,018	3,650,575	1,360,889
4	Server	58,000	-	40%	57,994	3	57,997	3	15
5	UPS	6,097,298	-	40%	5,886,262	105,517	5,991,779	105,519	527,591
6	Furnitures & Fixtures	27,329,452	-	10%	14,630,680	1,454,604	16,085,284	11,680,461	14,109,747
7	Lab Equipments	34,357,312	1,162,020	15%	19,954,025	1,492,437	21,446,462	14,736,359	8,805,080
8	Sports Equipments	409,528	-	15%	183,400	58,482	241,882	431,247	126,276
9	Office Equipments	12,834,465	49,280	15%	8,131,140	910,515	9,041,655	5,321,190	4,566,712
10	Vehicles	13,836,575	-	15%	10,845,633	527,813	11,373,446	2,463,129	3,518,755
11	Library	21,627,058	978,259	15%	13,762,424	1,306,218	15,068,642	7,632,729	8,122,938
12	Computer Software	7,755,369	315,640	40%	7,578,847	209,299	7,788,146	326,451	441,304
13	Mast Lights	-	686,175	10%	-	-	-	-	-
14	Capital Work in Progress	21,042,292	-	0%	-	-	-	28,485,115	9,052,457
15	R.O Plant	-	95,000	15%	-	-	7,125	87,875	-
	Total	355,108,125	4,440,698		167,230,157	14,350,893	181,581,050	190,335,506	178,870,489



PRINCIPAL
TKR College of Engineering & Technology
(AUTONOMOUS)
Medbowli, Meerpet, Hyderabad- 500097.